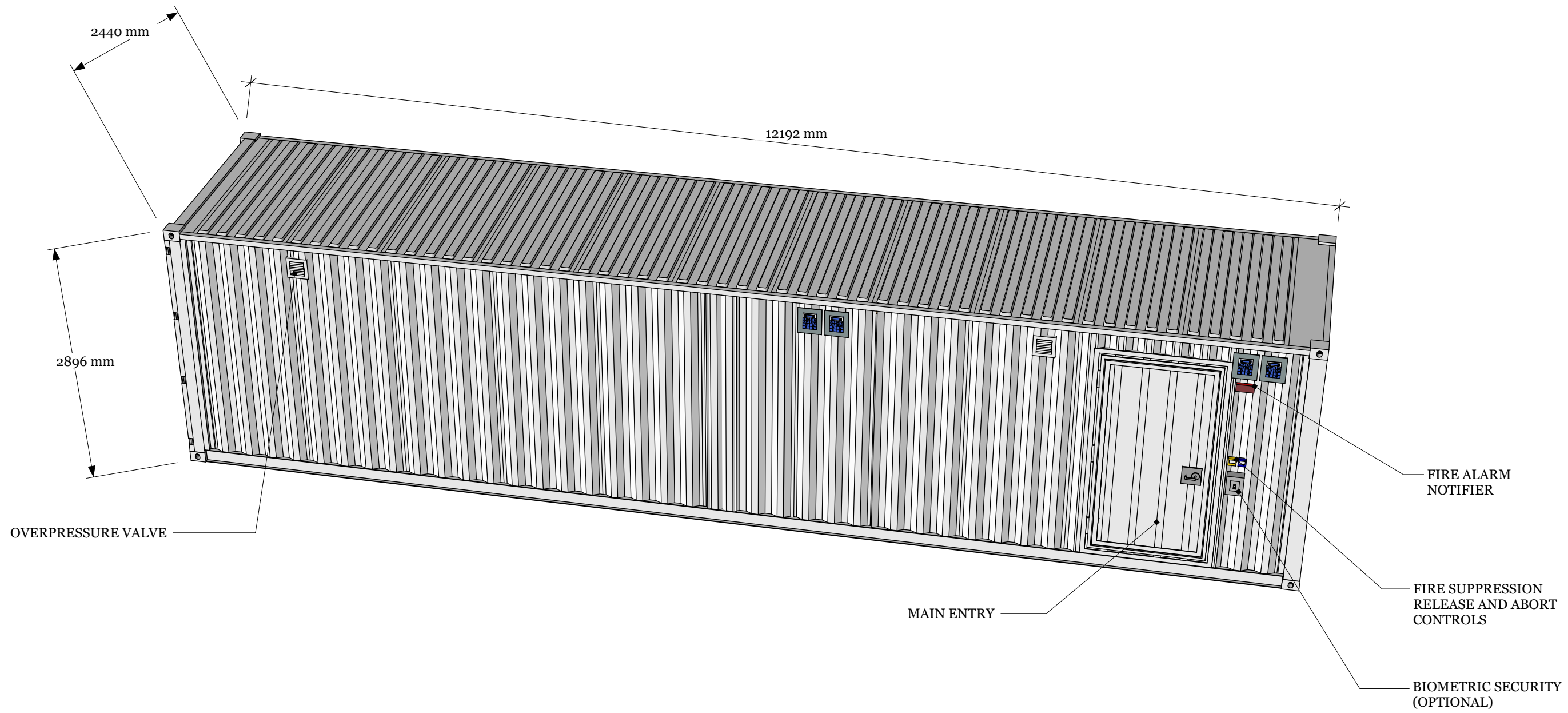


REVISIONS			
REV.	DESCRIPTION	DATE	APPROVED



THIS DRAWING AND SPECIFICATION HEREIN ARE THE PROPERTY OF SCHNEIDER ELECTRIC AND SHALL NOT BE COPIED, REPRODUCED OR USED IN WHOLE OR IN PART AS THE BASIS FOR THE MANUFACTURE OR SALE OF ITEMS WITHOUT WRITTEN PERMISSION FROM SCHNEIDER ELECTRIC. THIS DRAWING IS BASED UPON LATEST AVAILABLE INFORMATION AND IS SUBJECT TO CHANGE WITHOUT NOTICE.



TITLE
400V/50HZ DESIGN 5, 40' 120kW

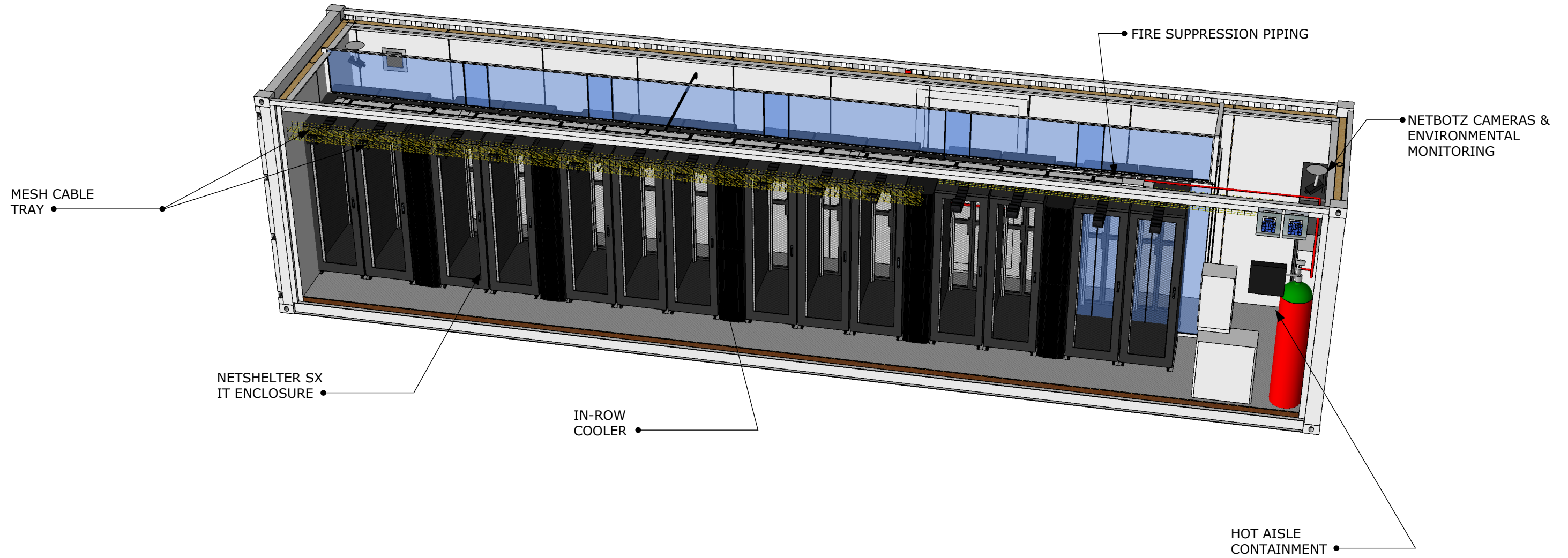
SHEET DESCRIPTION
EXTERIOR, TOP-RIGHT

PROJECT
ISO STANDARD DESIGN

REV E01 SIZE B Sheet 01

DWG NO	PFMICJ032F1R05B	
ENGINEER	JHB	31-AUG-15
DRAWN	JHB	31-AUG-15
APPROVED	JHB	31-AUG-15

REVISIONS			
REV.	DESCRIPTION	DATE	APPROVED



THIS DRAWING AND SPECIFICATION HEREIN ARE THE PROPERTY OF SCHNEIDER ELECTRIC AND SHALL NOT BE COPIED, REPRODUCED OR USED IN WHOLE OR IN PART AS THE BASIS FOR THE MANUFACTURE OR SALE OF ITEMS WITHOUT WRITTEN PERMISSION FROM SCHNEIDER ELECTRIC. THIS DRAWING IS BASED UPON LATEST AVAILABLE INFORMATION AND IS SUBJECT TO CHANGE WITHOUT NOTICE.

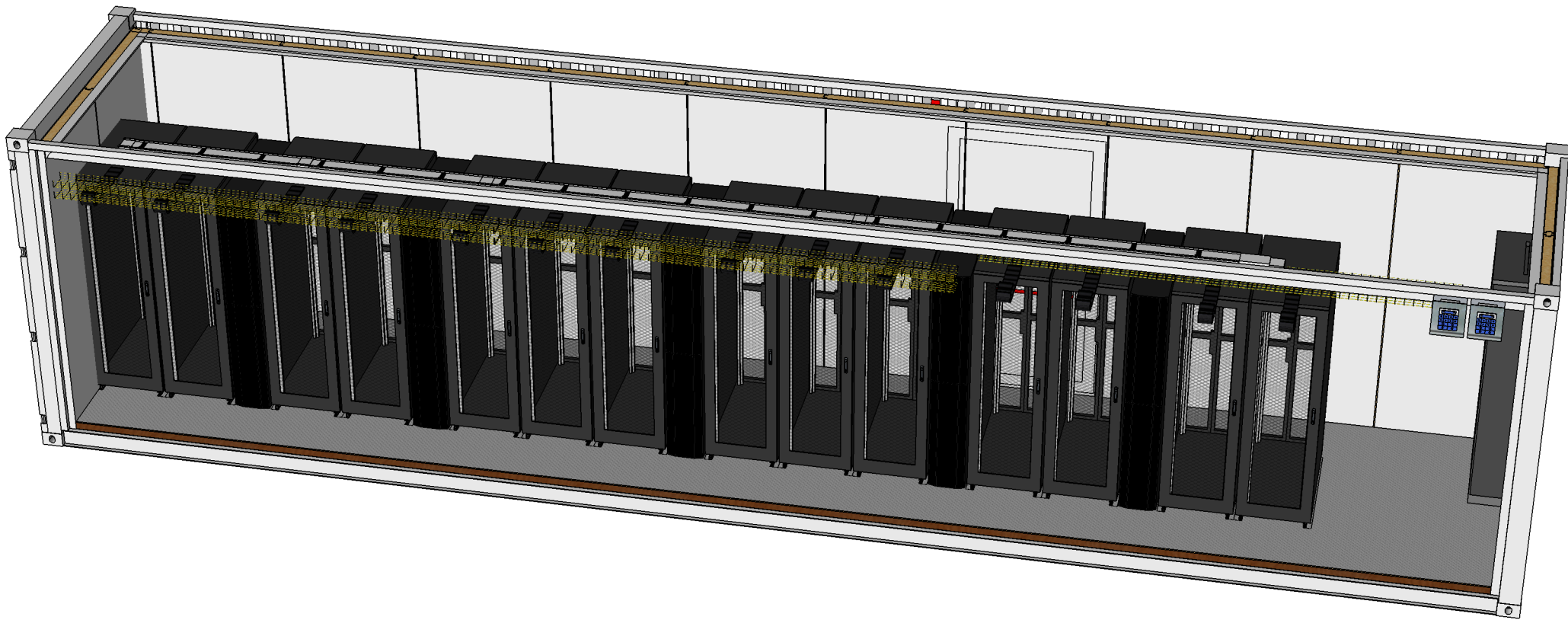


TITLE
 400V/50HZ DESIGN 5, 40' 120kW
 SHEET DESCRIPTION
 INTERIOR, TOP-RIGHT
 PROJECT
 ISO STANDARD DESIGN

REV E01 SIZE B Sheet 02

DWG NO	PFMICJ032F1R05B	
ENGINEER	JHB	31-AUG-15
DRAWN	JHB	31-AUG-15
APPROVED	JHB	31-AUG-15

REVISIONS			
REV.	DESCRIPTION	DATE	APPROVED



THIS DRAWING AND SPECIFICATION HEREIN ARE THE PROPERTY OF SCHNEIDER ELECTRIC AND SHALL NOT BE COPIED, REPRODUCED OR USED IN WHOLE OR IN PART AS THE BASIS FOR THE MANUFACTURE OR SALE OF ITEMS WITHOUT WRITTEN PERMISSION FROM SCHNEIDER ELECTRIC. THIS DRAWING IS BASED UPON LATEST AVAILABLE INFORMATION AND IS SUBJECT TO CHANGE WITHOUT NOTICE.

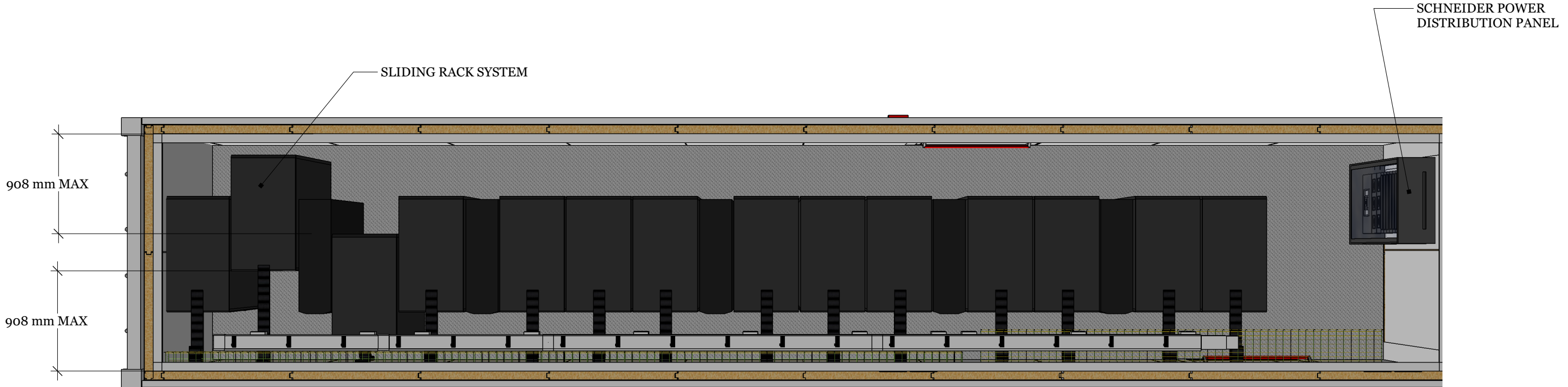


REV E01 SIZE B Sheet 03

TITLE
400V/50HZ DESIGN 5, 40' 120kW
SHEET DESCRIPTION
POWER DISTRIBUTION, TOP-RIGHT
PROJECT
ISO STANDARD DESIGN

DWG NO	PFMICJ032F1R05B	
ENGINEER	JHB	31-AUG-15
DRAWN	JHB	31-AUG-15
APPROVED	JHB	31-AUG-15

REVISIONS			
REV.	DESCRIPTION	DATE	APPROVED



THIS DRAWING AND SPECIFICATION HEREIN ARE THE PROPERTY OF SCHNEIDER ELECTRIC AND SHALL NOT BE COPIED, REPRODUCED OR USED IN WHOLE OR IN PART AS THE BASIS FOR THE MANUFACTURE OR SALE OF ITEMS WITHOUT WRITTEN PERMISSION FROM SCHNEIDER ELECTRIC. THIS DRAWING IS BASED UPON LATEST AVAILABLE INFORMATION AND IS SUBJECT TO CHANGE WITHOUT NOTICE.



REV E01 SIZE B Sheet 04

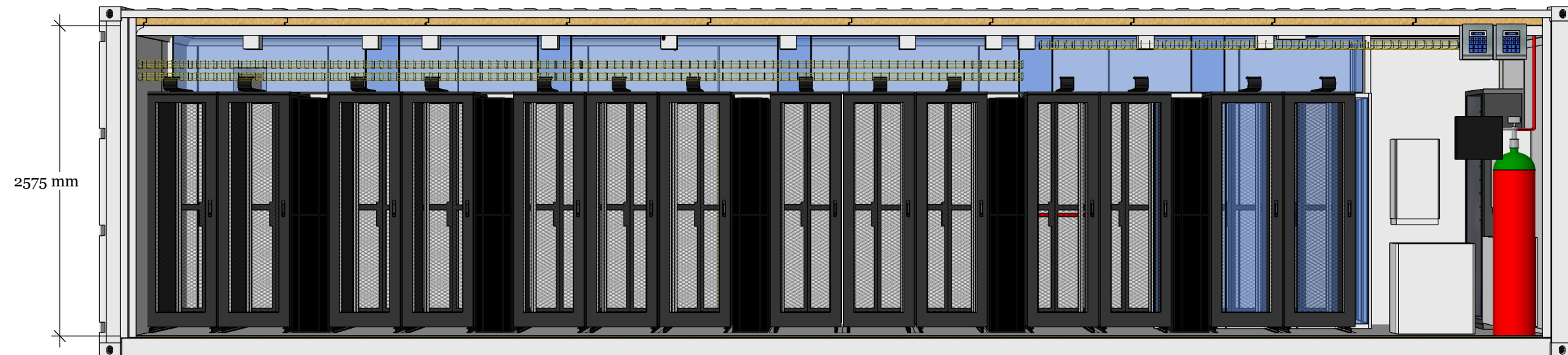
TITLE
400V/50HZ DESIGN 5, 40' 120kW

SHEET DESCRIPTION
POWER DISTRIBUTION, TOP

PROJECT
ISO STANDARD DESIGN

DWG NO	PFMICJ032F1R05B	
ENGINEER	JHB	31-AUG-15
DRAWN	JHB	31-AUG-15
APPROVED	JHB	31-AUG-15

REVISIONS			
REV.	DESCRIPTION	DATE	APPROVED



THIS DRAWING AND SPECIFICATION HEREIN ARE THE PROPERTY OF SCHNEIDER ELECTRIC AND SHALL NOT BE COPIED, REPRODUCED OR USED IN WHOLE OR IN PART AS THE BASIS FOR THE MANUFACTURE OR SALE OF ITEMS WITHOUT WRITTEN PERMISSION FROM SCHNEIDER ELECTRIC. THIS DRAWING IS BASED UPON LATEST AVAILABLE INFORMATION AND IS SUBJECT TO CHANGE WITHOUT NOTICE.

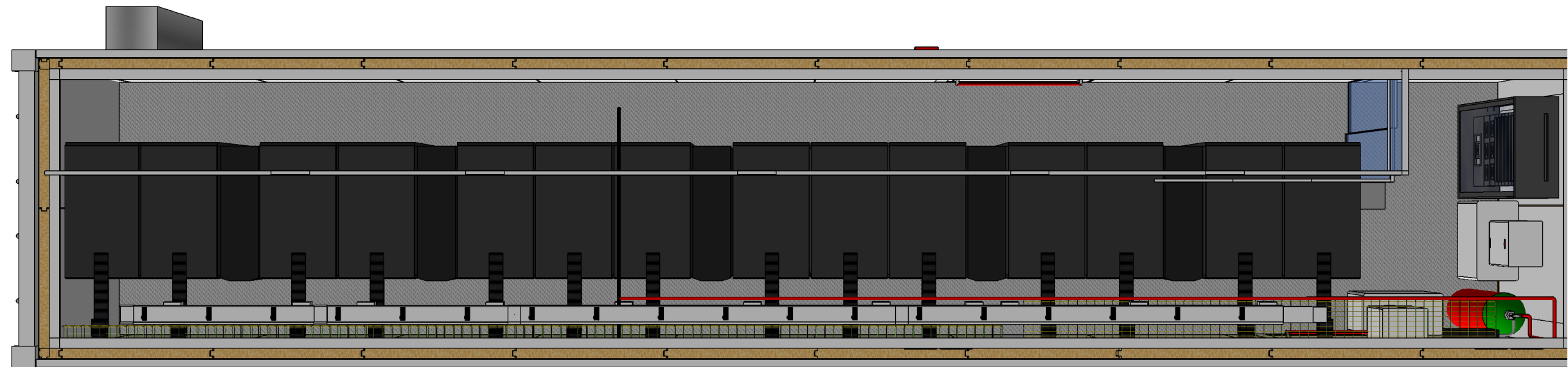


REV E01 SIZE B Sheet 05

TITLE
400V/50HZ DESIGN 5, 40' 120kW
SHEET DESCRIPTION
INTERIOR, FRONT
PROJECT
ISO STANDARD DESIGN

DWG NO	PFMICJ032F1R05B	
ENGINEER	JHB	31-AUG-15
DRAWN	JHB	31-AUG-15
APPROVED	JHB	31-AUG-15

REVISIONS			
REV.	DESCRIPTION	DATE	APPROVED



THIS DRAWING AND SPECIFICATION HEREIN ARE THE PROPERTY OF SCHNEIDER ELECTRIC AND SHALL NOT BE COPIED, REPRODUCED OR USED IN WHOLE OR IN PART AS THE BASIS FOR THE MANUFACTURE OR SALE OF ITEMS WITHOUT WRITTEN PERMISSION FROM SCHNEIDER ELECTRIC. THIS DRAWING IS BASED UPON LATEST AVAILABLE INFORMATION AND IS SUBJECT TO CHANGE WITHOUT NOTICE.



REV E01 SIZE B Sheet 06

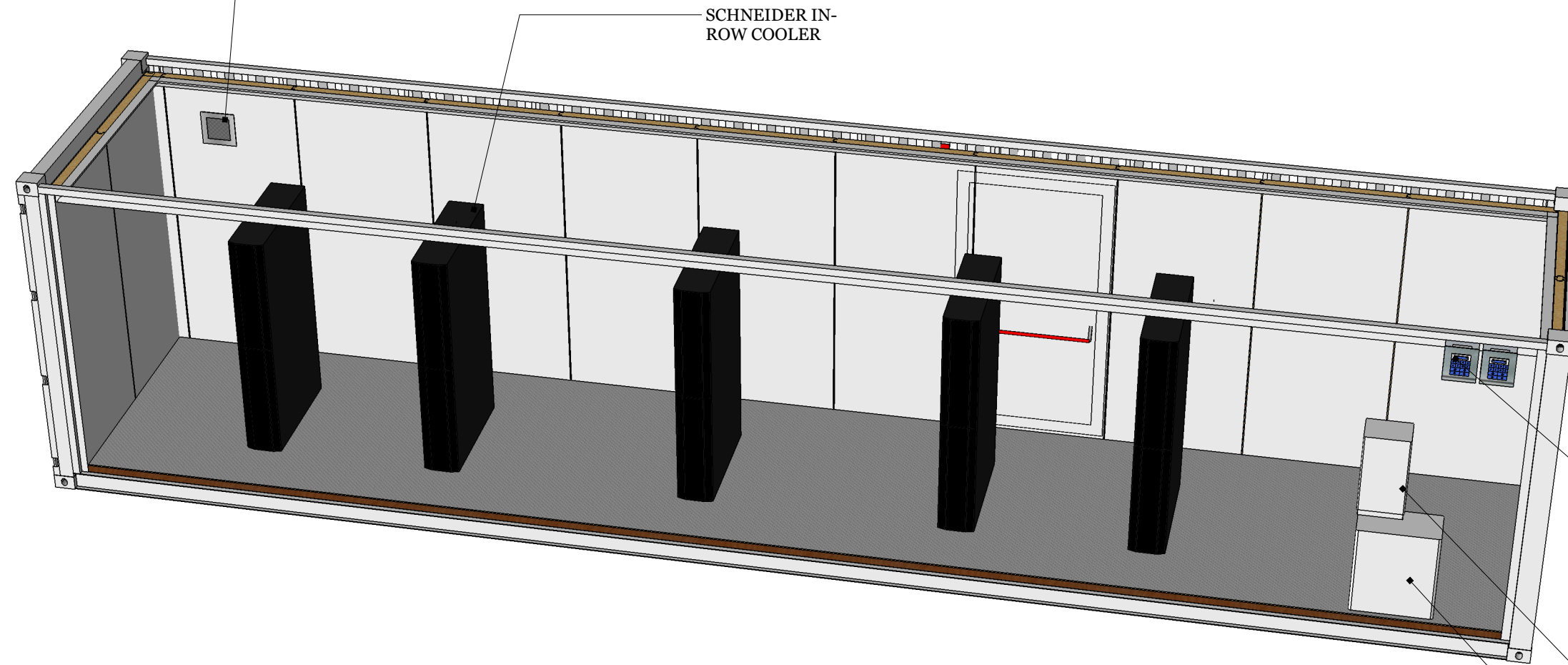
TITLE
400V/50HZ DESIGN 5, 40' 120kW
SHEET DESCRIPTION
INTERIOR, TOP
PROJECT
ISO STANDARD DESIGN

DWG NO	PFMICJ032F1R05B	
ENGINEER	JHB	31-AUG-15
DRAWN	JHB	31-AUG-15
APPROVED	JHB	31-AUG-15

REVISIONS			
REV.	DESCRIPTION	DATE	APPROVED

SCHNEIDER AIR
RENOVATION SYSTEM
(OPTIONAL)

SCHNEIDER IN-
ROW COOLER



CABLE GLANDS

HUMIDIFIER

DEHUMIDIFIER

THIS DRAWING AND SPECIFICATION HEREIN ARE THE PROPERTY OF SCHNEIDER ELECTRIC AND SHALL NOT BE COPIED, REPRODUCED OR USED IN WHOLE OR IN PART AS THE BASIS FOR THE MANUFACTURE OR SALE OF ITEMS WITHOUT WRITTEN PERMISSION FROM SCHNEIDER ELECTRIC. THIS DRAWING IS BASED UPON LATEST AVAILABLE INFORMATION AND IS SUBJECT TO CHANGE WITHOUT NOTICE.

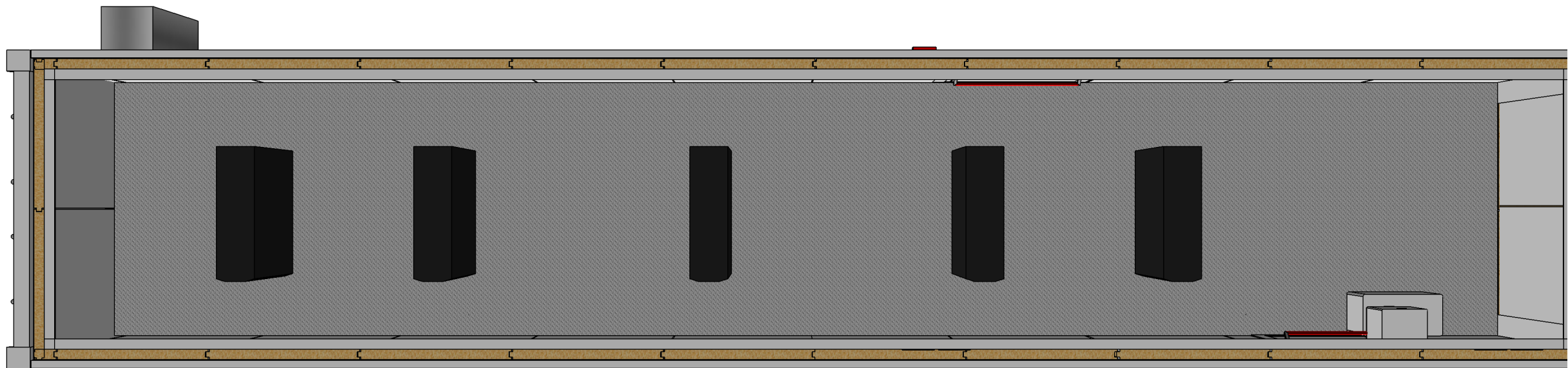


REV E01 SIZE B Sheet 07

TITLE
400V/50HZ DESIGN 5, 40' 120kW
SHEET DESCRIPTION
MECHANICAL, REAR-TOP-LEFT
PROJECT
ISO STANDARD DESIGN

DWG NO	PFMICJ032F1R05B	
ENGINEER	JHB	31-AUG-15
DRAWN	JHB	31-AUG-15
APPROVED	JHB	31-AUG-15

REVISIONS			
REV.	DESCRIPTION	DATE	APPROVED



THIS DRAWING AND SPECIFICATION HEREIN ARE THE PROPERTY OF SCHNEIDER ELECTRIC AND SHALL NOT BE COPIED, REPRODUCED OR USED IN WHOLE OR IN PART AS THE BASIS FOR THE MANUFACTURE OR SALE OF ITEMS WITHOUT WRITTEN PERMISSION FROM SCHNEIDER ELECTRIC. THIS DRAWING IS BASED UPON LATEST AVAILABLE INFORMATION AND IS SUBJECT TO CHANGE WITHOUT NOTICE.

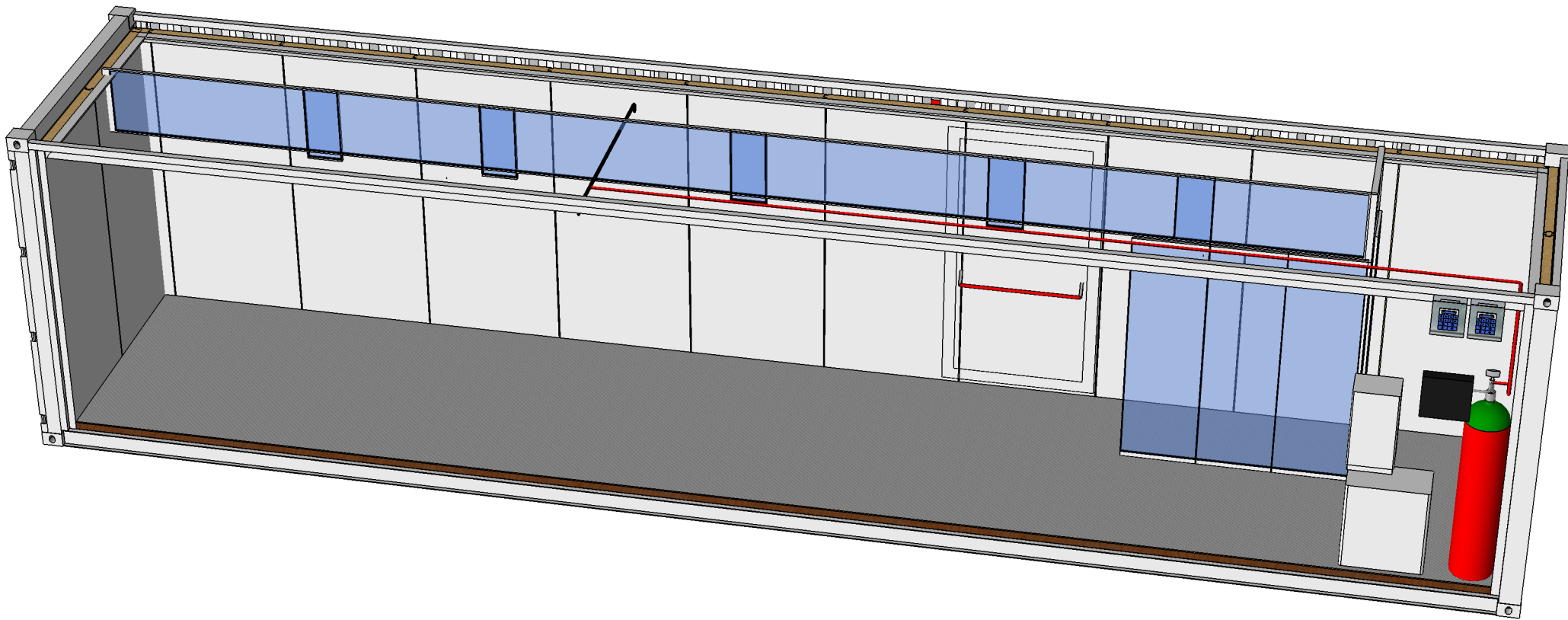


REV E01 SIZE B Sheet 08

TITLE
400V/50HZ DESIGN 5, 40' 120kW
SHEET DESCRIPTION
MECHANICAL, TOP
PROJECT
ISO STANDARD DESIGN

DWG NO	PFMICJ032F1R05B	
ENGINEER	JHB	31-AUG-15
DRAWN	JHB	31-AUG-15
APPROVED	JHB	31-AUG-15

REVISIONS			
REV.	DESCRIPTION	DATE	APPROVED



THIS DRAWING AND SPECIFICATION HEREIN ARE THE PROPERTY OF SCHNEIDER ELECTRIC AND SHALL NOT BE COPIED, REPRODUCED OR USED IN WHOLE OR IN PART AS THE BASIS FOR THE MANUFACTURE OR SALE OF ITEMS WITHOUT WRITTEN PERMISSION FROM SCHNEIDER ELECTRIC. THIS DRAWING IS BASED UPON LATEST AVAILABLE INFORMATION AND IS SUBJECT TO CHANGE WITHOUT NOTICE.

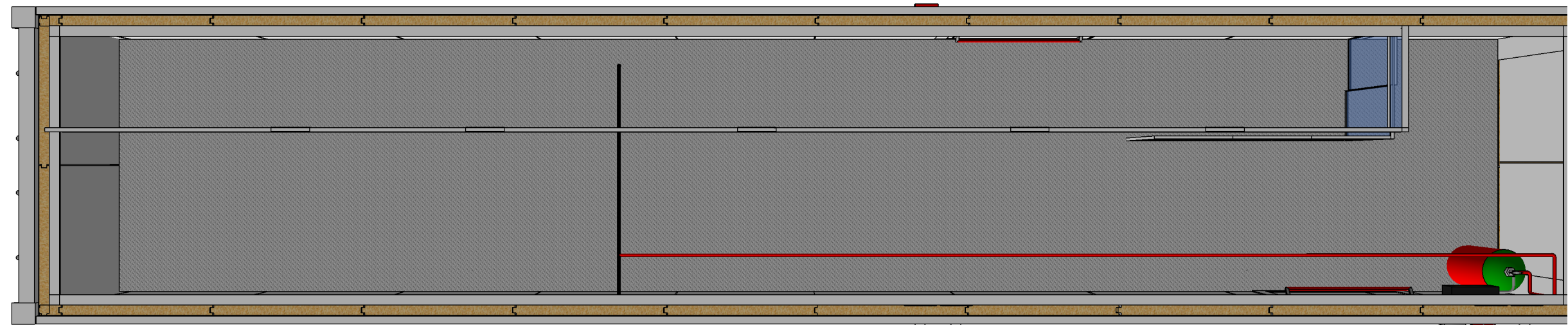


REV E01 SIZE B Sheet 09

TITLE
400V/50HZ DESIGN 5, 40' 120kW
SHEET DESCRIPTION
FIRE SUPPRESSION, TOP-RIGHT
PROJECT
ISO STANDARD DESIGN

DWG NO	PFMICJ032F1R05B	
ENGINEER	JHB	31-AUG-15
DRAWN	JHB	31-AUG-15
APPROVED	JHB	31-AUG-15

REVISIONS			
REV.	DESCRIPTION	DATE	APPROVED



THIS DRAWING AND SPECIFICATION HEREIN ARE THE PROPERTY OF SCHNEIDER ELECTRIC AND SHALL NOT BE COPIED, REPRODUCED OR USED IN WHOLE OR IN PART AS THE BASIS FOR THE MANUFACTURE OR SALE OF ITEMS WITHOUT WRITTEN PERMISSION FROM SCHNEIDER ELECTRIC. THIS DRAWING IS BASED UPON LATEST AVAILABLE INFORMATION AND IS SUBJECT TO CHANGE WITHOUT NOTICE.

Schneider Electric

REV E01 SIZE B Sheet 10

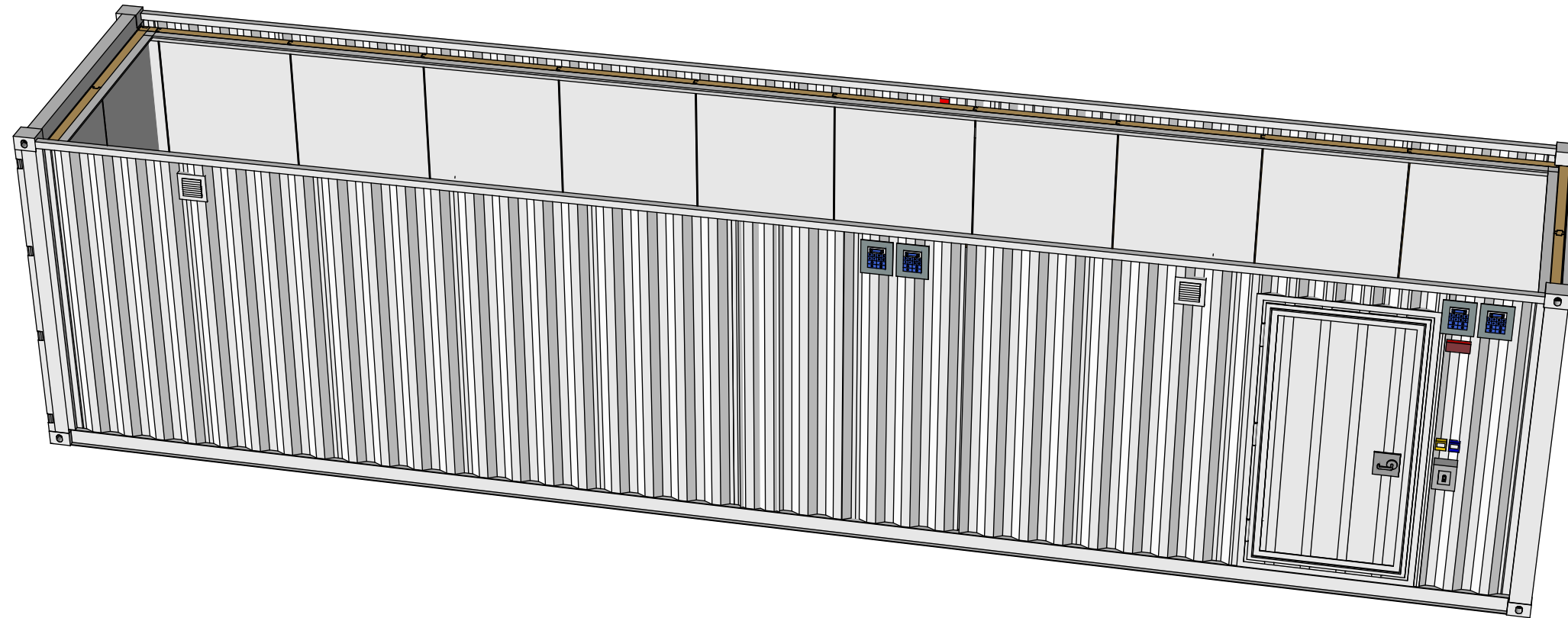
TITLE
400V/50HZ DESIGN 5, 40' 120kW

SHEET DESCRIPTION
FIRE SUPPRESSION, TOP

PROJECT
ISO STANDARD DESIGN

DWG NO	PFMICJ032F1R05B	
ENGINEER	JHB	31-AUG-15
DRAWN	JHB	31-AUG-15
APPROVED	JHB	31-AUG-15

REVISIONS			
REV.	DESCRIPTION	DATE	APPROVED



THIS DRAWING AND SPECIFICATION HEREIN ARE THE PROPERTY OF SCHNEIDER ELECTRIC AND SHALL NOT BE COPIED, REPRODUCED OR USED IN WHOLE OR IN PART AS THE BASIS FOR THE MANUFACTURE OR SALE OF ITEMS WITHOUT WRITTEN PERMISSION FROM SCHNEIDER ELECTRIC. THIS DRAWING IS BASED UPON LATEST AVAILABLE INFORMATION AND IS SUBJECT TO CHANGE WITHOUT NOTICE.



REV E01 SIZE B Sheet 11

TITLE
400V/50HZ DESIGN 5, 40' 120kW
SHEET DESCRIPTION
STRUCTURE, TOP-RIGHT
PROJECT
ISO STANDARD DESIGN

DWG NO	PFMICJ032F1R05B	
ENGINEER	JHB	31-AUG-15
DRAWN	JHB	31-AUG-15
APPROVED	JHB	31-AUG-15